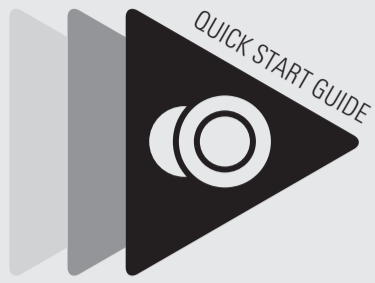




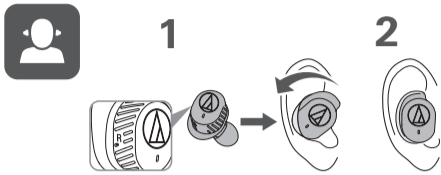
audio-technica



ATH-SPORT7TW

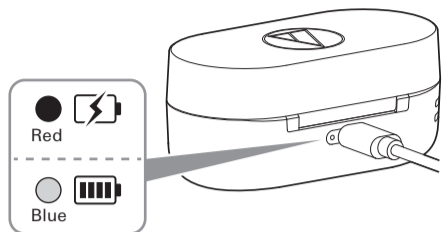
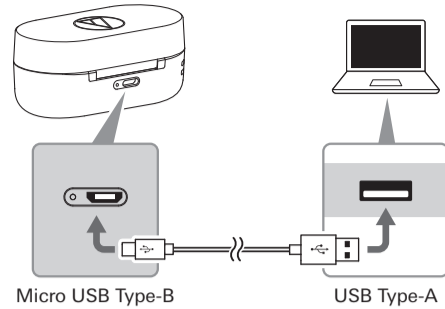
Check

- Headphones
- Charging case
- Eartips (XS, S, M, L)
- COMPLY™ Foam eartips (M)
- Ear fins (XS, S, M, L)
- USB charging cable
- Quick start guide (this leaflet)
- Caution guide

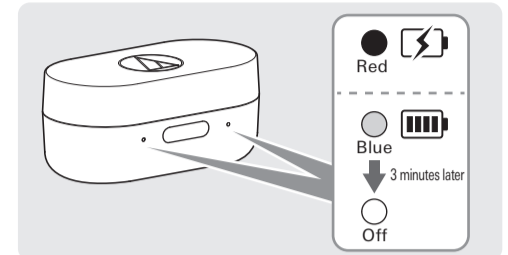
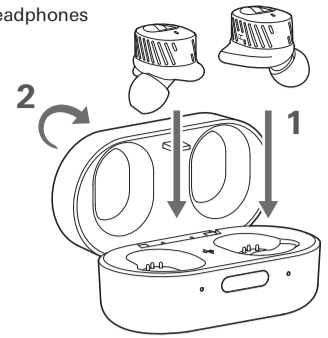


Charge

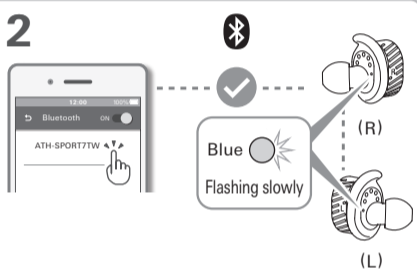
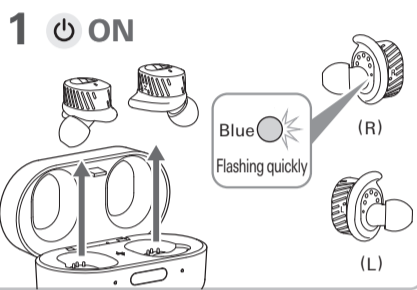
Charging case



Headphones



Pairing



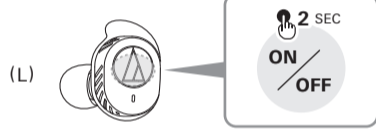
Unlock

After taking the product out of the charging case, unlock it before using.

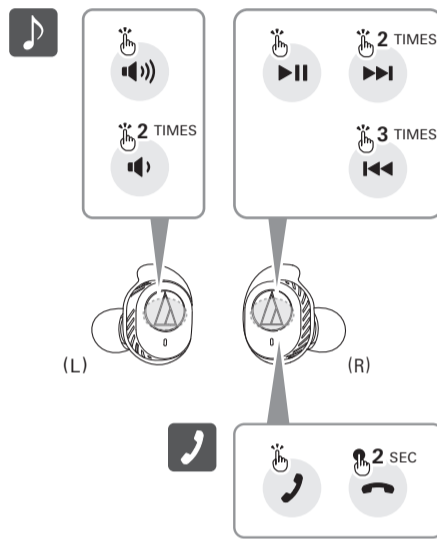


Hear-through function

With the built-in microphone, you can hear the sounds around you while wearing this product.



Music / Phone



Information



For more information on how to use this product, visit the Audio-Technica website at the URL listed below and contained in the QR code.

www.audio-technica.com



For more convenient control of the product, use our app for smartphones.



- The Bluetooth® word mark and logos are owned by Bluetooth SIG, Inc. and any use of such marks by Audio-Technica Corporation is under license. All other trademarks are property of their respective owners.
- Apple and the Apple logo are trademarks of Apple Inc., registered in the U.S. and other countries.
- App Store is a service mark of Apple Inc.
- Google Play and the Google Play logo are trademarks of Google LLC.

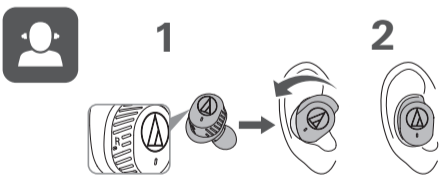
Audio-Technica Corporation
2-46-1 Nishi-naruse, Machida, Tokyo 194-8666, Japan
www.audio-technica.co.jp

©2018 Audio-Technica Corporation 132900710-01 ver.1 2018.09.01

Français / Deutsch / Italiano

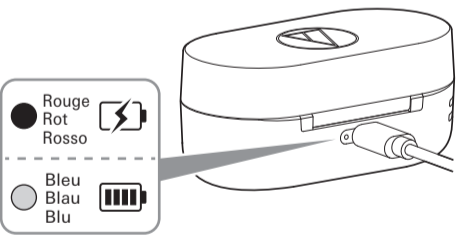
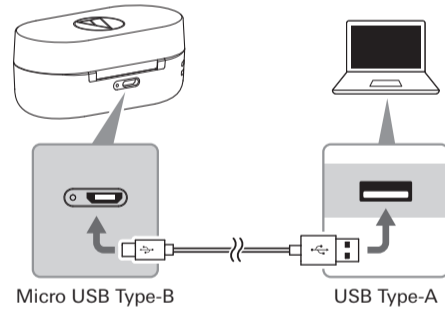
Contrôle / Kontrolle / Controllo

- Écouteurs / Kopfhörer / Cuffie
- Étui chargeur / Ladegehäuse / Alloggiamento per la ricarica
- Embout (XS, S, M, L) / Kopfhöreraufsätze (XS, S, M, L) / Copriauricolari (XS, S, M, L)
- Embouts (M) en mousse COMPLY™ / COMPLY™ Schaumauflsätze (M) / Copriauricolari in schiuma COMPLY™ (M)
- Ailettes (XS, S, M, L) / Kopfhöreraufsätze (XS, S, M, L) / Alette (XS, S, M, L)
- Câble de recharge USB / USB-Ladekabel / Cavo per la carica USB
- Guide de prise en main (ce dépliant) / Kurzanleitung (dieser Handzettel) / Guida rapida (questo opuscolo)
- Guide de mise en garde / Sicherheitsanweisungen / Guida precauzionale

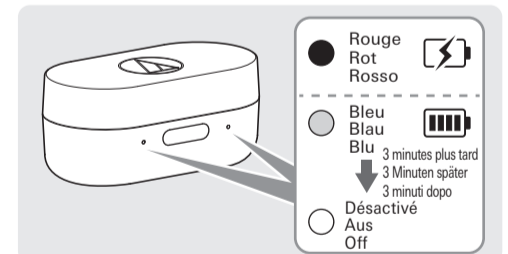
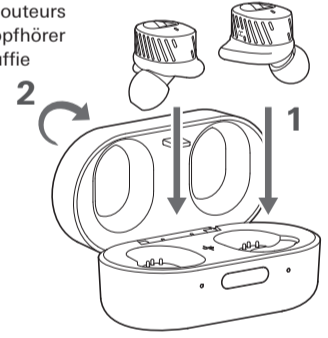


Charge / Laden / Carica

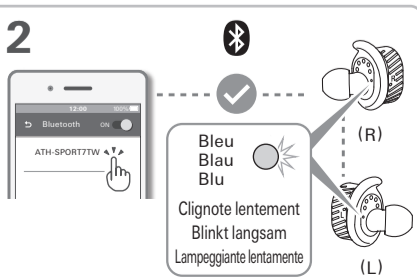
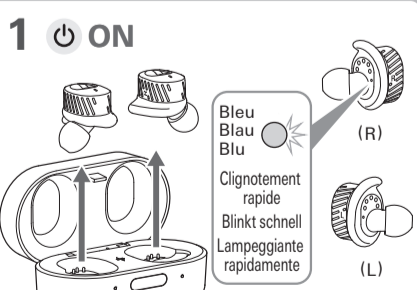
Étui chargeur / Ladegehäuse / Alloggiamento per la ricarica



Écouteurs / Kopfhörer / Cuffie



Appairage / Paarung / Associazione



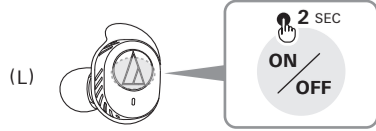
Déverrouiller / Entsperren / Sblocco

Après avoir sorti le produit de l'étui chargeur, déverrouillez-le avant utilisation. Nachdem Sie das Produkt aus dem Ladegehäuse genommen haben, entsperren Sie es vor dem Gebrauch. Prima dell'uso, sbloccare il prodotto dopo averlo rimosso dall'alloggiamento per la ricarica.

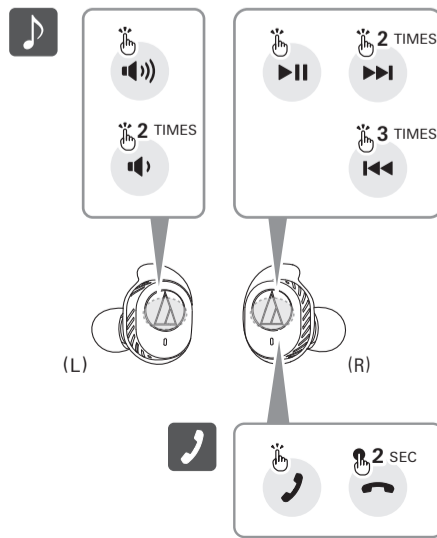


Fonction d'écoute / „Hear-Through“-Funktion / Funzione "Hear-through"

Le microphone étant intégré, vous pouvez rester à l'écoute des bruits ambiants lorsque vous portez ce produit. Durch das integrierte Mikrofon können Sie die Geräusche um Sie herum hören, obwohl Sie dieses Produkt tragen. Con il microfono integrato, è possibile ascoltare i rumori circostanti anche indossando il prodotto.



Musique/Téléphone / Musik/Handy / Musica/Telefono



Informations / Informationen / Informazioni

Pour plus d'information sur les modalités d'utilisation de ce produit, rendez-vous sur le site Web Audio-Technica à l'URL indiquée ci-après et contenue dans le QR code.

Für weitere Informationen zur Nutzung dieses Produkts besuchen Sie die Audio-Technica-Website unter der unten angeführten und der im QR-Code enthaltenen URL.

Per maggiori informazioni su come utilizzare questo prodotto, consultare il sito di Audio-Technica all' URL indicato di seguito incluso nel codice QR.



www.audio-technica.com

Pour piloter le produit plus aisément, utilisez notre application pour smartphones.

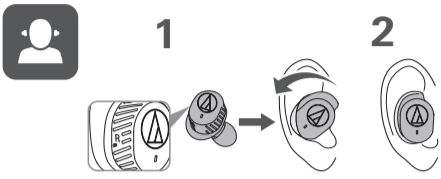
Für eine bequemere Bedienung des Produkts nutzen Sie unsere App für Smartphones.

Per un miglior controllo del prodotto, utilizzare la app per smartphone dedicata.



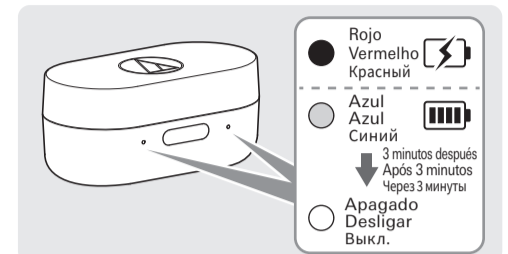
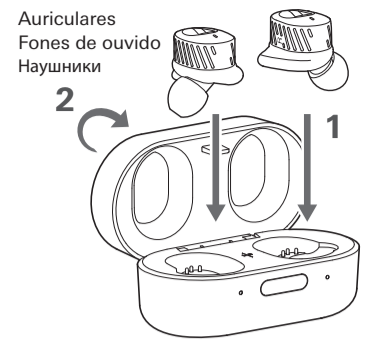
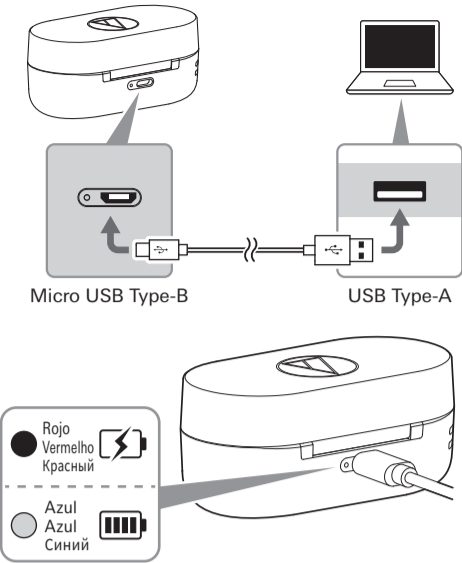
✓ Comprobar / Conteúdo da embalagem / Проверка

- Auriculares / Fones de ouvido / Наушники
- Estuche de carga / Estojo de carregamento / Чехол-аккумулятор
- Puntas de audífono (XS, S, M, L) / Ponteiras (PP, P, M, G) / Насадки (размеры XS, S, M, L)
- Puntas de audífono de espuma COMPLY™ (M) / Ponteiras de espuma COMPLY™ (M) / Пенные насадки COMPLY™ (размер M)
- Aletas de audífono (XS, S, M, L) / Barbatanas auriculares (PP, P, M, G) / Внутренние фиксаторы (размеры XS, S, M, L)
- Cable de carga USB / Cabo de carga USB / USB-кабель для зарядки
- Guía de inicio rápido (este folleto) / Guia rápido (este folheto) / Краткое руководство пользователя (этот листок)
- Guía de precauciones / Guia de precauções de segurança / Руководство по мерам предосторожности

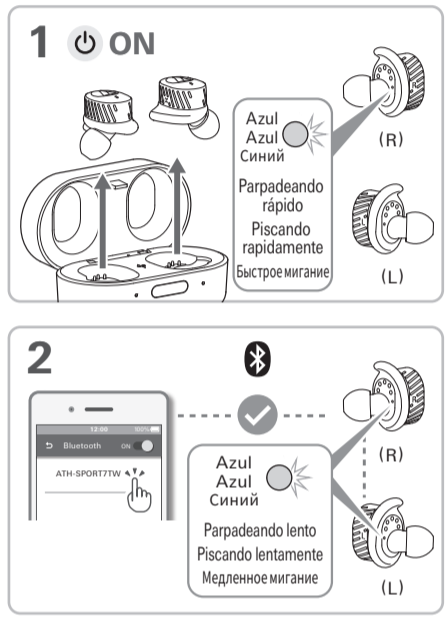


⚡ Carga / Carregar / Заряд

Estuche de carga / Estojo de carregamento / Чехол-аккумулятор



📱 Emparejamiento / Emparelhamento / Сопряжение



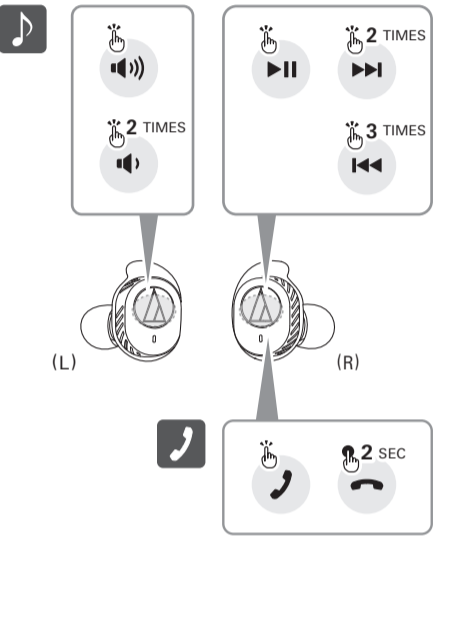
🔒 Desbloqueo / Desbloquear / Разблокировка

Tras extraer el producto del estuche de carga, desbloquéelo antes de usarlo. Após retirar o produto do estojo de carregamento, desbloqueie-o antes do uso. После того как изделие вынито из чехла-аккумулятора, перед использованием его необходимо разблокировать.

👂 Función de escucha directa / Função hear-through / Функция HearThrough (слышимость окружающих звуков)

Con el micrófono incorporado se pueden oír los sonidos circundantes mientras se lleva el producto colocado. Com o microfone embutido, você pode ouvir os sons ao seu redor enquanto usa este produto. Со встроенным микрофоном вы сможете слышать окружающие звуки во время использования изделия.

🎵 Música/Teléfono / Música/Telefone / Музыка/Телефон



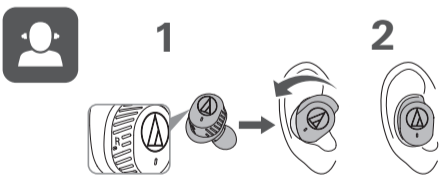
📖 Información / Informações / Информация

Para obtener más información sobre cómo usar este producto, visite el sitio web de Audio-Technica en la URL mostrada a continuación e incluida en el código QR. Para obter mais informações sobre como usar este produto, visite o site da Audio-Technica no endereço listado abaixo e contido no código QR. Для получения дополнительной информации по использованию этого изделия посетите веб-сайт компании Audio-Technica по адресу, указанному ниже, а также зашифрованному в QR-коде.

www.audio-technica.com

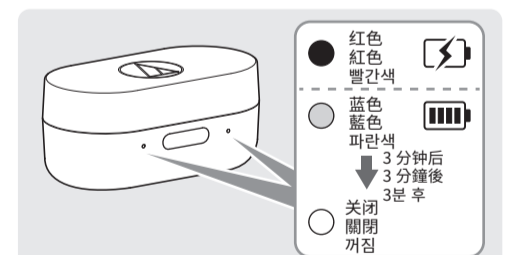
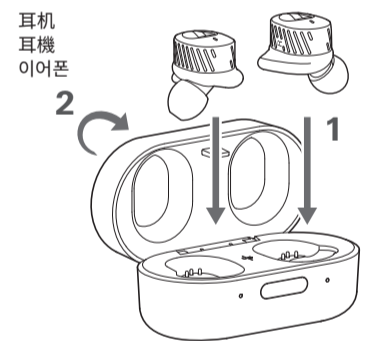
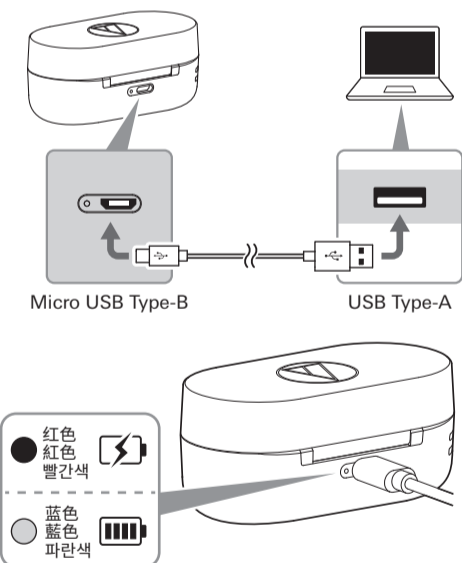
✓ 检查 / 検査 / 확인

- 耳机 / 耳機 / 이어폰
- 充电盒 / 充電盒 / 충전 케이스
- 耳套 (XS、S、M、L) / 耳塞 (XS·S·M·L) / 이어팁(XS, S, M, L)
- COMPLY™泡沫耳套 (M) / COMPLY™泡棉耳塞 (M) / COMPLY™ Foam 이어팁(M)
- 鲨鱼鳍耳翼 (XS、S、M、L) / 鳍式稳定环 (XS·S·M·L) / 이어핀 (XS, S, M, L)
- USB充电线 / USB充電線 / USB 충전 케이블
- 快速入门指南 (本说明书) / 快速入門指南 (本手冊) / 빠른 시작 가이드(본 소책자)
- 注意事项指南 / 注意事項 / 주의사항 안내

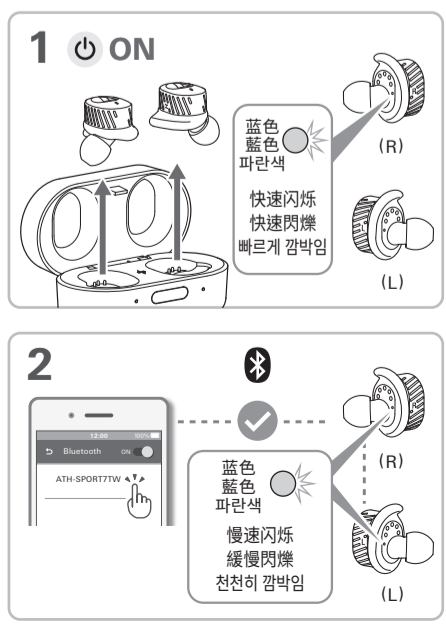


⚡ 充电 / 充電 / 충전

充电盒 / 充電盒 / 충전 케이스



📱 配对 / 配對 / 페어링(연결)



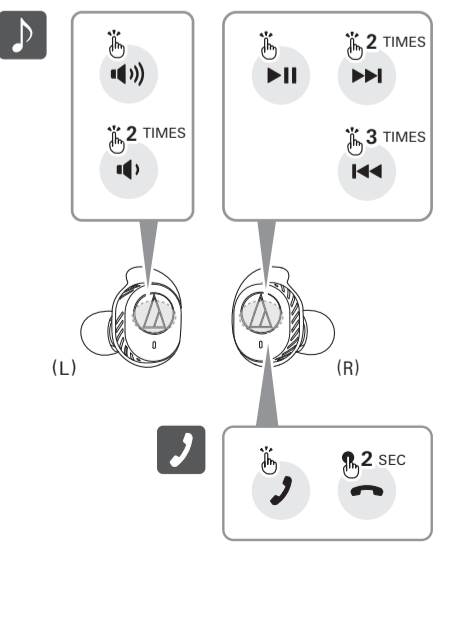
🔒 解锁 / 解除鎖定 / 잠금 해제

將本产品从充电盒中取出后，使用前先解锁。將本產品從充電盒中取出後，在使用前將其解除鎖定。충전 케이스에서 제품을 꺼낸 후 사용하기 전에 잠금을 해제하십시오.

👂 直通聆听功能 / 外部聲音功能 / Hear-through 기능

借助内置收音头，可在佩戴本产品时听到外界声音。透過內建麥克風，可在佩戴本產品時聽見外界聲音。본 제품을 착용한 상태에서 내장된 마이크를 통해 주변 소리를 들을 수 있습니다.

🎵 音乐/电话 / 音樂/電話 / 음악/통화



📖 信息 / 資訊 / 정보

更多关于如何使用本产品的信息，请通过下列网址或扫描二维码访问“铁三角”网站。欲獲得本產品的詳細使用方法，請掃描下方 QR code 或直接透過網址連接至「鐵三角」網站。본 제품의 사용법에 관한 자세한 사항은 아래의 URL과 QR 코드에 있는 Audio-Technica 웹사이트에서 확인할 수 있습니다.

www.audio-technica.com